

# Volunteer Toolkit Tips

## 2023 New Badges and Journeys

The Girl Scout Volunteer Toolkit (VTK) is a great tool to access the newest Girl Scout Program content. GSUSA has rolled out several new Badge and Journey tracks for your girls to choose from. Some of the new badge and Journey requirements are only accessible through the VTK. This short tip sheet will give an overview of the newest content available, for complete VTK instructions view the [VTK Troop Leader Guide](#).

### 1. What are Journey Tracks?

### 2. What are the New Badges?

### 3. What are the New Awards?

### 4. How to Access New Content?



GSUSA is continually developing new program and updating the VTK. We encourage you to not print this resource but rather access it digitally. We will keep it up-to-date with material changes as needed.

## 2023 What's New?

### New and Updated Badges

- New Animal badge for Daisies.
- New and Updated badge artwork for Brownie, Junior, and Cadettes

### New Silver Award Support Resources

- 4 New VTK Silver Award Meetings

### Awards













- 2024 World Thinking Day
- 2023 Global Action Award

### 1. What are Journey Tracks?

Each Journey track is pre-populated with up to 15 meetings (6 for Multi-Level). A Journey is not complete until girls have completed the requirements for both the Journey and a Take Action Project. Each Journey track comes pre-populated with supplemental badges that complement the Journey. If girls have already earned or are not interested in one or more of the supplemental badges, they can be replaced with other available badges. Refer to the [How to Choose and Customize Your Year Plan Tip Sheet](#) to learn how.

## 2. What are the New Badges?

Several new badges have been added to the VTK. Check out GSNorCal's [Badge Charts](#) and GSUSA's [Badge Explorer](#) to learn more about the badges that are available and to help your girls choose the badges they would like to work on.

Daisy	Brownie	Junior	Cadette	Senior	Ambassador
<b>New Animal Observer Badge</b>					
	Brand New Daisy Animal Observer Badge is developed in partnership with DEIA experts and will focus on teaching Daisies observation skills!				
<b>New Maker Badges</b>					
<b>Art and Design</b>			<p>NOTE: New badges and Journeys are added to the VTK. Check the VTK to view all that is available.</p> <p>Check out the <a href="#">Badge Explorer</a> to preview the requirements for all badges and Journeys.</p>		
					
<b>Craft and Tinker</b>					
					
<b>Create and Innovate</b>					
					
<b>Updated Animal Badges</b>					
*Juniors and Cadettes will have a new badge program and design.		* 	* 	*Updated for relevance, DEI review, and new format.	

## 3. What are the New Awards?



### 2023 Global Action Award: Sustainable Development

The Girl Scout Global Action Award calls for girls to address the United Nations' Sustainable Development Goals by discovering, connecting, and taking action in their communities and the world. This year's award goal focuses on Responsible Consumption and Production. The Global Action award is an official national award, so Girl Scouts can wear it on their vest or sash.

## 2024 World Thinking Day Award

Every year, Girl Scouts and Girl Guides around the world celebrate February 22 as a day of international friendship called World Thinking Day. The 2024 theme for World Thinking Day is “**Environment and Global Poverty.**” To earn this award, girls will explore the theme's meaning and plan and carry out a Take Action project that makes a difference. There are two sets of content: one for younger Girl Scouts (Daisy, Brownie, Juniors) and one for older Girl Scouts (Cadette, Senior, Ambassador).



## New Sliver Award Support

Coming the week of July 10 there will be 4 VTK Meetings and 3 additional gsLearn Courses to help volunteers to support Girl Scout Cadettes going for Silver!

**VTK Meeting 1:** Silver Award Overview  
Introduce adults and Cadettes to the Silver Award

**gsLearn 1:** Silver Award Overview

**gsLearn 2:** Silver Award Requirements: A Closer Look

**Support Silver Award Teams each step of the way**  
*Take 'em as you need 'em*

**VTK 2:** Walk Cadettes through Steps 1-3  
Identify issues, build your team (or decided to go solo!) and explore your community

**Module 1:** Learn Prerequisites and Steps 1-3 for Earning Your Silver Award.

**gsLearn 3 –**  
*Silver Quest: Get to know your Cadette Workbook for Earning Your Silver Award*

**VTK 3:** Walk Cadettes through Steps 4-5  
Choose your Silver Award Project and Make a plan and submit your Project Proposal

**Module 2:** Learn Steps 4 and 5 for Earning Your Silver Award.

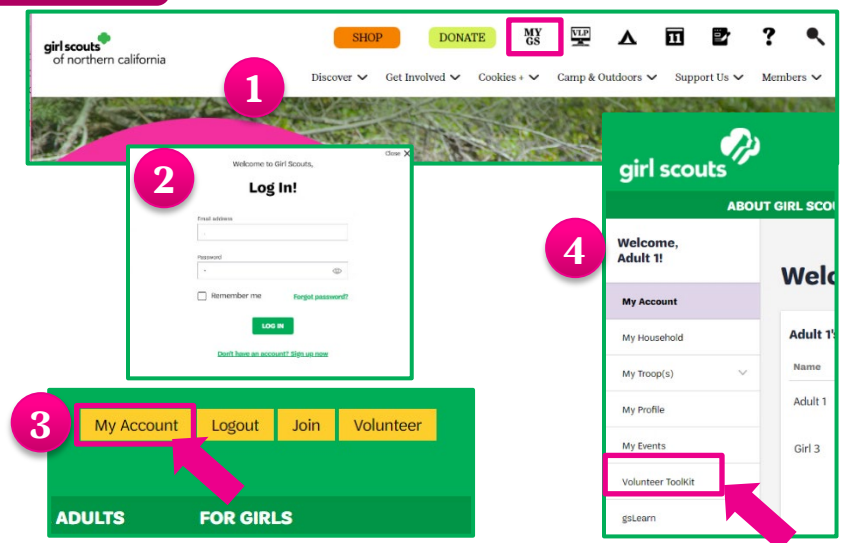
**VTK 4:** Walk Cadettes through Steps 6-7  
Put your plan in motion, Spread the Word and Submit your final report.

**Module 3:** Learn Steps 6 and 7 for Earning Your Silver Award.

## 4. How to Access New Content?

### LOG IN TO VTK


1. From [www.gsnorcal.org](http://www.gsnorcal.org), click the “MyGS” icon at the top.
2. Log in using the username and password you created when you set up your Girl Scout member account.
3. Once logged in, click “My Account” in the upper right-hand corner of your screen.
4. Select “Volunteer Toolkit” from left side menu.



Need help? Contact member services: [info@gsnorcal.org](mailto:info@gsnorcal.org) or 800-447-4475.

## CHOOSE A TRACK

- Select a track from the “EXPLORE” tab.
- You can choose Pre-selected Tracks by clicking “VIEW POPULAR TRACKS.”
- Or you can choose to “EXPLORE MEETING PLANS.” Here you can search and preview all badges and Journeys before adding them to your custom year plan.
- See the [Customizing Your Year Plan Tip Sheet](#) for more information.



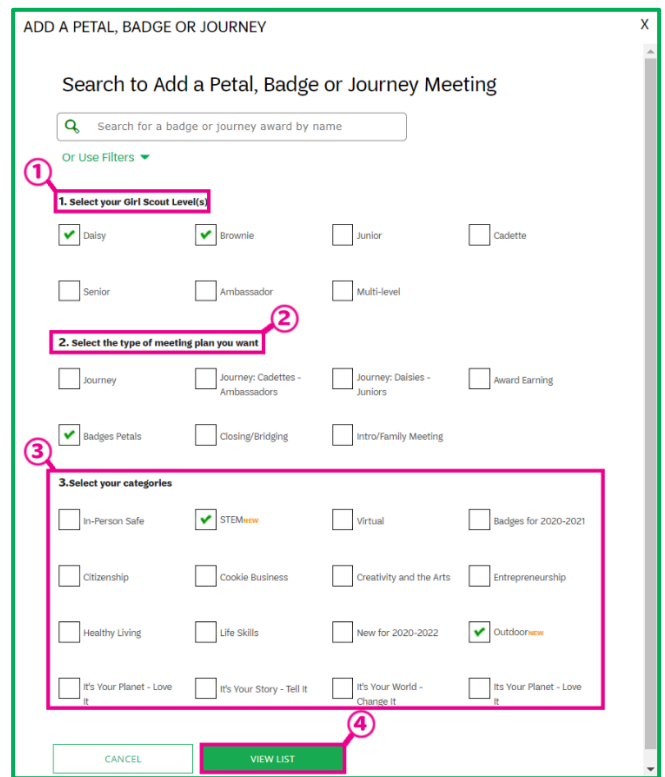
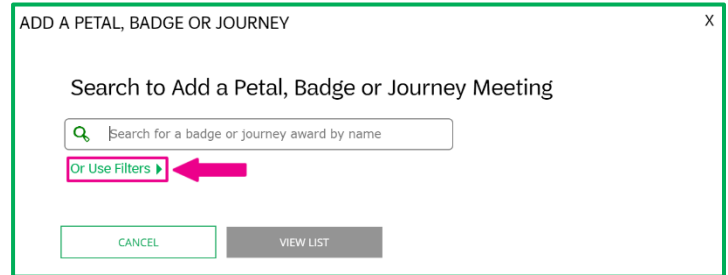
## ADD/REPLACE CONTENT

To access the new badges, Journeys, and awards, you will first need to make sure you have a track selected. Then, go to the “YEAR PLAN” tab, and select “ADD BADGE/JOURNEY.”

Use the search box to search for a specific badge, Journey or award OR click “Use Filters” to choose your program level(s) from the Meeting Library.

1. Choose the program level or levels
2. Select “Badges/Petals,” “Award Earning,” or “Journey” as the type of meeting.
3. Choose your categories – Look for **NEW**
4. Click on “VIEW LIST.”
5. Preview badge requirements by clicking on the badge image and/or if in the “EXPLORE” tab, click the “PREVIEW” button to see a meeting overview.

**TIP:** You can select multiple meetings. Be sure to add all meetings for a badge/Journey/Award (ex. Add Bugs 1, 2, and 3) to meet the badge requirements. Note: For Journey options, you must select ALL badge meetings required for the Journey and ALL 3 Take Action meetings.



## PURCHASE PRINTED or DIGITAL COPIES

There are two options.

1. You can purchase a printed booklets of badge requirements at some of our local GSNorCal stores or through our [online stores](#).
2. You can purchase a digital copy of the badge requirements through our [online store](#) and download it after purchase.

