

# Membership Renewal

## *Renew with Council Credit*

This document will provide you with step-by-step instructions on how to renew the youth and adults in your household/family with council credits. Additional instructions for troop renewal, renewing with credit card through MyGS, requesting financial assistance, and registering graduating Ambassador Girl Scouts can be found on our [Membership Renewal webpage](#).

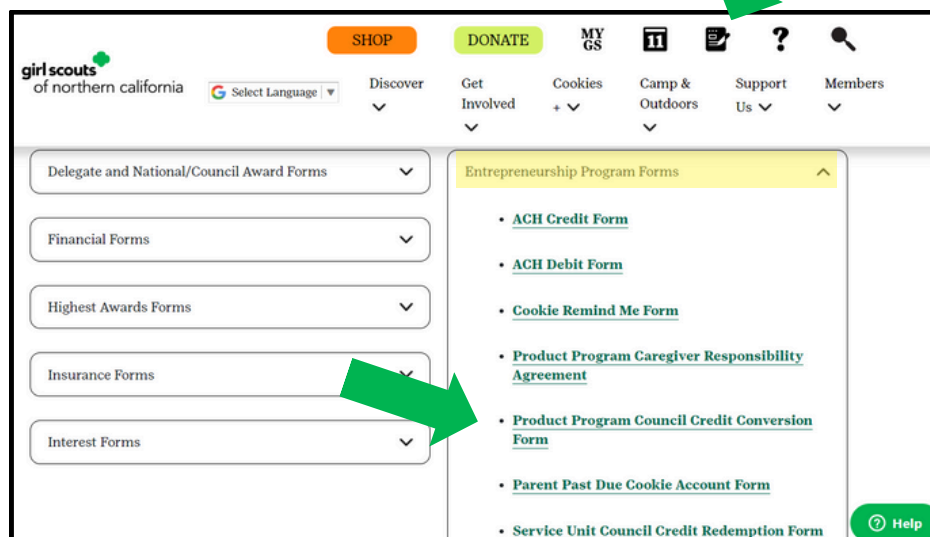
### Renewing with Council Credit:

- You will be able to renew up to four youth memberships (\$50) and up to two adult memberships (\$25). You will need the 19-digit or 9-digit number from your entrepreneur's Council Credit email or on the back of the physical Reward Card.
- **You must have at least the full amount due on the Council Credit balance.** Check your balance here: [19-digit Council Credit](#) (beginning in 6050) or [9-digit Council Credits](#).
- If you do not have enough Council Credit to cover the full balance or need additional help, contact Customer Care at [info@gsnorcal.org](mailto:info@gsnorcal.org) or call 1-800-447-4475, ext. 0, M-F 9am -5pm.


## Step-by-Step Instructions to Renew Memberships with Council Credit

### 1 Open the Council Credit Conversion form.

Go to [www.gsnorcal.org](http://www.gsnorcal.org) and click the Forms & Documents icon. Navigate to the Entrepreneurship Program Forms section, then expand the drop down menu. Click [Product Program Council Credit Conversion Form](#).



## 2 Select Membership Renewal.



### Product Program Council Credit Conversion Form

This form may be used by service units, troops, or parents/girls to request conversion of product program (Fall or Cookie) reward card funds to be used for approved Girl Scout activities. Learn more about [ways you can use your reward cards](#).

I Would Like to Use Some or All of My Product Program Reward Card For (Select All That Apply):\*

- Reimbursement for Higher Awards (Bronze Award, Silver Award, Gold Award), or Reward Experience Travel
- Disburse to my troop for troop activities, travel, etc
- Disburse to my troop for High Awards (Bronze, Silver, Gold)
- Travel (Council Organized Trips and GSUSA Destinations)
- Hardware Order (Tablet or Laptop to manage your Cookie Program)
- Reload Council Credit due to refund from a cancelled event/trip
- Programming with another Girl Scout Council
- Membership Renewal
- GSUSA Online Retail Shop Gift Card Conversion

## 3 Add the names of those you are renewing.

### Membership Renewal

You can use your council credit to:


1. Renew up to 4 Girl Scout(s) youth memberships and 2 adult(s) memberships in total.
2. Graduating Ambassadors can also purchase a yearly adult membership for \$25 for themselves.
3. Graduating Ambassadors interested in purchasing a Young Alum Lifetime membership at a discounted rate of 50%.
4. Purchase new memberships for another sibling or adult in your family.

**Memberships to renew**

First Name \*  Last Name \*

Adult, Youth or Young Alum Lifetime Membership? \*

Youth

Add another 

Enter the name of the individual you'd like to renew and select the type of membership you want for them.

- Youth Membership = \$50
- Adult Membership = \$25
- Young Alum Lifetime Membership = \$200

Click 'Add another' to renew multiple people.

## 4 Enter your contact information.

First select 'Caregiver/Girl Scout' or 'Troop' if you're a leader.

Enter your information, then select the level of your troop/Girl Scout.

20% Complete

### Requestor Information

Who is Requesting Reimbursement \*

Troop  Caregiver/Girl Scout

Requestor First and Last Name: \*  Phone #: \*

Email Address \*

Levels of Girls in Troop (Select All That Apply):\*

Daisy (Grades K-1)  Brownie (Grades 2-3)  Junior (Grades 4-5)

Cadette (Grades 6-8)  Senior (Grades 9-10)  Ambassador (Grades 11-12)

<< PREVIOUS
NEXT >>

**5 Enter the Council Credit information and submit the form.**

The screenshot shows the 'Council Credit Conversion Information' form. At the top, it says 'girlscouts of northern california' with a logo. Below that is a blue progress bar indicating '60% Complete'. The form title is 'Council Credit Conversion Information'. It contains three rows of input fields:

Girl Scout's Name *	Reward Card (1) 9 - 19 digit # *	Amount (1) \$ *
<input type="text"/>	<input type="text"/>	<input type="text"/>
Girl Scout's Name (2)	Reward Card (2) 9 - 19 digit #	Amount (2) \$
<input type="text"/>	<input type="text"/>	<input type="text"/>
Girl Scout's Name (3)	Reward Card (3) 9 - 19 digit #	Amount (3) \$
<input type="text"/>	<input type="text"/>	<input type="text"/>

Enter the Girl Scout's full name, 9-digit or 19-digit Council Credit number, and the amount to be applied.

**Membership Confirmation**

You will receive an email once the memberships are completed in our registration system (please allow 3-5 business days for processing). Following receipt of the email, log in to your [MyGS](#) Member Account to confirm your membership renewals are listed.

Still have Council Credit? Check out [Council Credit Conversion](#) in the gsHelpCenter for other ways to use Council Credit.