

These instructions are for new adult members who do not already have a MyGS account. You will need a MyGS account to purchase and renew Girl Scout memberships for girls and adults in your household. If you already have a MyGS account and are having trouble logging in, please reference our [Logging in to MyGS Instructions](#) or reach out to our Member Services Team for help at info@gsnorcal.org or call 800-447-4475, ext. 0, M-F, 9am – 5pm. Additional instructions for Registration and Renewal can be found on our [Membership Renewal webpage](#).

- Go to MyGS.** Go directly to MyGS <https://mygs.girlscouts.org/> or go to our GSNorCal website www.gsnorcal.org and click on MyGS at the top.
- Don't Have An Account.** From the login screen click **Don't have an account? Sign up now.**



Welcome to Girl Scouts, Close X

Log In!

Email address

Password

Remember me [Forgot password?](#)

LOG IN

[Don't have an account? Sign up now](#)

- Create Your MyGS Account.** Complete the required fillable fields and accept GSUSA's privacy policy and terms and conditions. Complete any of the other optional fields. Then, click **Create Account**. You will receive a "Thank You" notice for creating an account, and a verification email will be sent to you.

Welcome to Girl Scouts, Close X

Create an account!

First name

Phone number

Last name

Zip/Postal code

Email address

I agree with [GSUSA privacy policy](#)

I agree with [terms and conditions](#)

SMS opt in - [standard data and text messaging rates apply \(optional\)](#)

Email opt in - I agree to receive [emails from GSUSA \(optional\)](#)

Phone opt in - I agree to receive [information or telemarketing from GSUSA \(optional\)](#)

I agree with [GSUSA photo policy \(optional\)](#)


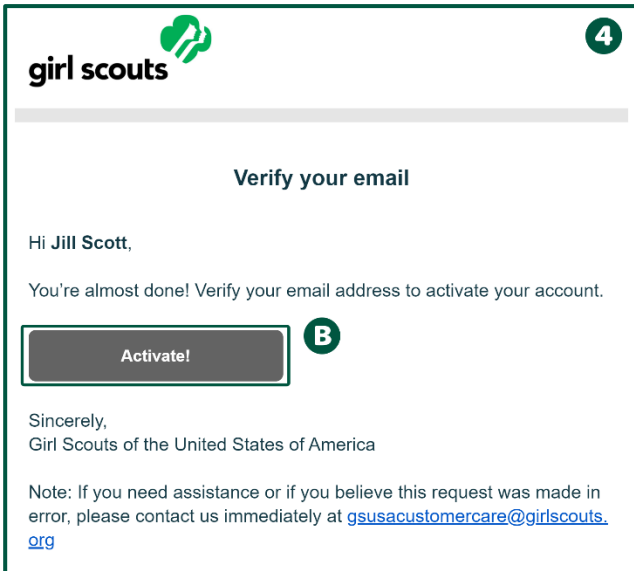
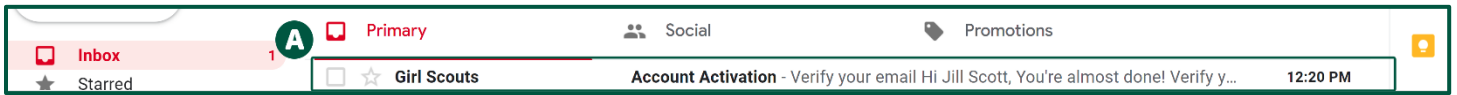
CREATE ACCOUNT

After creating your account, you will receive a confirmation email with a verification link.

[Have an account? Log in now](#)

4. Verify Your Email Address

- A. From your email account, find the email from Girl Scouts and open it.
- B. Click on the **Activate** button to activate your account.
- C. A new window will open welcoming you to Girl Scouts. Click **OK**.
- D. Click **Close** and return to your original tab/window to Log In.



5. Login to your MyGS Account

- A. Click **Login To Your Account** and
- B. Enter your email and the password you created and click **Log In**.

Bookmark the URL <https://mygs.girlscouts.org/> for easy access and save your password for future login.

