



**girl scouts**  
of northern california

# Bridging to



## Girl Scout Senior Girl Scout Ambassador Girl Scout Adult

### What's Inside


Bridging Information

Bridging Ceremony Basics

Bridging to Girl Scout Senior

Bridging to Girl Scout Ambassador

Bridging to Girl Scout Adult



# Bridging Information

## Moving on to New Adventures

Bridging is an important transition in a Girl Scout's life. It's a defining moment when a girl becomes aware of her achievements and is ready for new adventures and responsibilities. It is an activity that is recognized as a transition amid the Girl Scout Leadership Experience and is designed to emphasize the continuity in the Girl Scout Program.

Bridging ceremonies often utilize a bridge as a prop. The act of crossing the bridge is both a physical and symbolic step into the future. Bridges can be specially made for one time or repeated use at ceremonies, or an actual bridge at a local park or scenic area.

Bridging ceremonies can include groups or individuals at different levels and can be combined with other activities such as camp. This gives girls the opportunity to get to know girls at the next level and to do activities with them. It is also a good way to include individually registered girl members who want the bridging experience with other girls.

During bridging ceremonies, girls are honored for their progression and growth. At each level, Girl Scout resources like *Ceremonies in Girl Scouting* provide information on bridging activities and ceremonies. Girls can work with volunteers to create bridging ceremonies that mark milestones as they move to the next level.

## Get Inspired

For more ideas, see our [Girl Scout Bridging Ceremonies document](#) along with these online resources:

[www.pinterest.com/gsnorca1](http://www.pinterest.com/gsnorca1)



[www.girlscouts.org](http://www.girlscouts.org)

[www.scoutingweb.com](http://www.scoutingweb.com)

[www.makingfriends.com](http://www.makingfriends.com)

## Girl Scout Levels

Through bridging, girls move from one program level to the next. There are six levels of the Girl Scout Leadership Experience for girls:



# Bridging Ceremony Basics

These insignia are traditionally presented to girls as they bridge:

Age Level	Automatically Given	Earned
<b>Daisy</b>	Membership Star with blue disc	Bridge to Brownies Award
	Ending Certificate	
	Girl Scout Brownie pin	
<b>Brownie</b>	Membership Star with green disc	Bridge to Juniors Award
	Girl Scout Brownie Wings	
	Girl Scout Pin	
<b>Junior</b>	Membership Star with yellow disc	Bridge to Cadettes Award
<b>Cadette</b>	Membership Star with white disc	Bridge to Seniors Award
<b>Senior</b>	Membership Star with red disc	Bridge to Ambassador Award
<b>Ambassador</b>	Membership Star with navy disc	Bridge to Adult Award

These insignia are moved from their current program level to the new.  
All others stay on their current uniform

From	To	Insignia
Daisy tunic or vest	Brownie sash or vest	World Association Pin Membership Stars
Brownie vest or sash	Junior sash or vest	World Association Pin Membership Stars
Junior vest or sash	Cadette vest or sash	World Association Pin Membership Stars Brownie Wings Girl Scout Pin Bronze Award
Cadette vest or sash	Senior vest or sash	The vest/sash is the same so you add to it; nothing is removed  The Silver Award
Senior vest or sash	Ambassador vest or sash	The vest/sash is the same so you add to it; nothing is removed
Ambassador vest or sash	Adult Uniform	World Association Pin Girl Scout Pin Gold Award Pin Bridge to Adult Pin

# Bridging to Girl Scout Senior



## Step Up to Senior!

Girl Scout Seniors embrace new adventures and challenges. First up: Leadership—it is what Girl Scouts is all about! As a Girl Scout Senior, opportunities multiply to develop leadership skills and strive for real world change. Girl Scout Seniors can choose from three inspiring Journeys: **GirlTOPIA**, **Sow What?**, and **Circles of Sisterhood**.

Girls can take on a larger role within the Girl Scouting organization, become a member of a teen board or represent GSNorCal as a delegate to the National Council Session. There is even an opportunity to serve as a GSUSA National Girl Consultant. High school girls can choose to be active in the Girl Scout Advocacy Network, a group that advocates for change on behalf of girls by promoting issues in Congress and state legislatures.

What else does the world of Girl Scout Seniors offer? Lots of adventure and the chance to experience new things—mountain biking, yoga, rock climbing, volunteering at the Special Olympics or touring an art gallery.

Yearn to travel? Check out the international Girl Scout **destinations** trips, tailored for Seniors and above. Girls could explore Belize, come face to face with a Beluga whale in the Arctic, jet to India or trek through the Amazon rainforest. Meet other Girl Scout teens and make new friends along the way!

## Earning the Award

To earn the Bridge to Girl Scout Senior Award, complete two bridging steps. Pass a Girl Scout Cadette skill on to a younger Girl Scout and look forward to what is waiting at the next level.

## Bridging Step One: Pass It On!

Share talents and skills by teaching younger Girl Scouts a skill learned as a Cadette.

Before moving on, enthuse Girl Scout Junior sisters about bridging to Cadette. Let them know how much fun is in store for them! Inspire non-Girl Scouts to join too! And don't forget the adults out there—in the community, at school or in the state legislature. Share with them how Girl Scouting helps girls. Complete one step using the suggestions below, or create a new one.

- Think about your most memorable moments as a Cadette and find a way to share them with others. Use one of these ideas to start you off, or come up with your own. You only have to do one to complete the step.
- Take a group of Girl Scout Juniors to your favorite hiking spot, demonstrate something about outdoor safety and talk about **Leave No Trace**. Or, share memories of a favorite Girl Scout Cadette adventure. Teach girls a favorite Girl Scout tradition. Inspire girls to climb up to Cadette!
- Share a Silver Award journey. Present to a group of Girl Scout Juniors all about through the project. Let them know how tough times were overcome and the fun that was had along the way! Inspire them to earn their Silver Award, too.
- Organize a workshop using skills learned from a Journey. Invite Girl Scout Juniors to the presentation.

## Bridging Step Two: Look Ahead!

Find out what Girl Scout Seniors do.

Go straight to the source! Invite a Girl Scout Senior to speak at a meeting or go online and connect with Seniors around the country to learn about the exciting opportunities that are available. Complete one step using the suggestions below, or create a new one.

- Girl Scout Seniors can take part in all global travel opportunities offered by the Girl Scouts. Find out through GSNorCal if any Girl Scout Seniors in your area have traveled internationally or to a national conference. Learn more through GSUSA resources such as *The Girl Scout Guide to Global Travel*.
- Plan a trip with some Girl Scout Seniors to their favorite canoeing, horseback riding or surfing spot. Make sure to find about their favorite traditions and what they enjoyed most about being Girl Scout Seniors.
- Connect with Girl Scout Seniors already working on a Gold Award project and get some advice on how to choose a project.
- Find out about council and national delegate opportunities for Girl Scouts. What does it take to represent GSNorCal as a national delegate? What does it take to become a member of GSNorCal's board of directors or to serve on a girl advisory team?

## Plan a Ceremony

Celebrate earning the Bridge to Girl Scout Senior Award with a favorite ceremony or create a new one. Then proudly add the bridging patch to a sash or vest! For more ideas refer to *Bridging Ceremonies* document.

# Bridging to Girl Scout Ambassador



## Soar to Ambassador!

Girl Scout Ambassadors are excited to get involved with people and causes they care about and want their voices to be heard.

Ambassador is the highest level a girl can attain in Girl Scouts. Girl Scout Seniors explore the wider world. Girl Scout Ambassadors use the confidence they developed as Girl Scouts to challenge themselves, look to the future and get ready to soar!

Planning to go to college? Spend the night on a campus or attend a workshop run by Campus Girl Scouts. Or, take a Collegiate Challenge *destinations* trip, an event designed just for Girl Scout Ambassadors.

Interested in politics? Learn how to lobby elected officials and then visit your state capital—or even federal representatives—and urge them to act.

Want to see the world? Plan a trip to one of the World Association of Girl Guides and Girl Scouts World Centers or go on a *destinations* trip with other Girl Scouts.

Enjoy physical challenges? Try kick boxing, SCUBA diving, a high adventure challenge course—or go to a Survivor Encampment.

Girl Scout Ambassadors have three new Journeys to choose from—**Your Voice**, **Justice**, and **Bliss** and new Journey awards to earn. Earn Girl Scouting's most prestigious award—the Girl Scout Gold Award.

## Earning the Award

Are you ready to soar to Ambassador? Complete the two bridging steps to earn your Bridge to Girl Scout Ambassador Award.

### Bridging Step One: Pass It On!

Share your talents and skills by teaching younger Girl Scouts something you learned to do as a Girl Scout Senior.

Girls about to become Ambassadors have learned a lot to get here, whether they started Girl Scouts as a Daisy or joined as a Senior. It is time to inspire others with that knowledge. Complete one step using the suggestions below, or create a new one.

- Inspire Girl Scout Cadettes by giving them a glimpse of life as a Girl Scout Senior. Invite them on a camp-out, overnight trip, or other fun event. Share favorite experiences and memories.
- Inspire other girls to join Girl Scouting by showing pictures of trips and favorite Girl Scout activities.
- Blog about a Take Action project.
- Report back to the council after attending the Girl Scout National Convention.

### Bridging Step Two: Look Ahead!

Find out what Girl Scout Ambassadors do.

Explore what it is like to be an Ambassador. What is the best way to do that? Connect with girls who are already there! Girls who have experienced the highest level of Girl Scouting will be happy to share their experiences. Hold a fun and inspiring get-together. Complete one step using the suggestions below, or create a new one.

- Invite Ambassadors to a round table. Start with some tasty snacks and a few “getting to know you” games. Ask the Ambassadors about their achievements and challenges. Find out about their most surprising, funny or moving moments as Girl Scouts. Get their tips on how to make the most of your Ambassador experience.
- Meet with Girl Scout Ambassadors online by establishing a Wiki community. Or, start a Facebook, Google or Yahoo! group. Tap the widest network you can, to find out how others chose their Gold Award projects, how they connected with mentors, what outdoor adventures and trips they went on, or anything else of interest.
- Find out about how Girl Scouting in the United States and the World Association of Girl Guides and Girl Scouts strive to effect change around the world.
- Look into Girl Scout travel opportunities such as *Destinations*. Travel to the World Centers, attend WAGGGS conferences and other forums open to Ambassadors. If you have already traveled through the Girl Scouts, reflect on how your experience might help promote social change.
- Join a council event, camping trip, overnight or Take Action project that involves Girl Scout Ambassadors. See what you can learn about expanding your current interests as you move into your next step in Girl Scouting.

### Plan a Ceremony

Celebrate earning the Bridge to Girl Scout Ambassador Award with a favorite ceremony or create a new one. Then proudly add the bridging patch to a sash or vest! For more ideas refer to *Bridging Ceremonies* document. Girls looking for ideas online should remember to sign the *Girl Scout Internet Safety Pledge*.

# Bridging to Girl Scout Adult



## Cross the Bridge to Girl Scout Adult!

The moment is here! It is time for young women to embrace what they have learned in Girl Scouting, honor how it will forever be a part of who they are, and step into the world as a young woman of courage, confidence, and character.

Women who bridge to Girl Scout adults join nearly one million Girl Scouts—across the country and around the world—who volunteer their time and inspire girls to become leaders. They are also linked to an astounding 10 million global sisters through the World Association of Girl Guides and Girl Scouts and 50 million alumnae! Whether they want to build their resumes, blaze a particular career path or make new friends based on a shared Girl Scout experience, they have got a worldwide sisterhood they can connect with for life!

There are many different ways to stay connected to Girl Scouts as an adult:

- Find a place to influence and inspire younger Girl Scouts. Volunteer to guide a troop, help girls earn badges by teaching a skill such as photography or rock climbing, mentor Girl Scouts as they do a leadership Journey, help out at a day camp or work with girls as they participate in the Girl Scout Cookie Program.
- Think about chaperoning girls as they visit Aerospace Camp, ride horses in the Appalachian Mountains, or celebrate world culture at Mexico's Our Cabana.
- Become a camp counselor, represent GSUSA at national and international events, raise funds for GSNorCal or serve on the board of directors.
- Consider joining Campus Girl Scouts at your local college or university. It's a great way to make friends and earn service learning credits.
- Above all, you can give back to Girl Scouts, by sharing experiences, listening to girls, and inspiring them to dream big!
- Don't forget to share future plans with Girl Scouts of Northern California!

## Earning the Award

Complete the two bridging steps to earn the Bridge to Girl Scout Adult Award, the last award earned as a girl member.



## Bridging Step One: Pass It On!

**Share your talents and skills by teaching younger Girl Scouts something you learned to do as an Ambassador.**

Dig deep and find a way to share knowledge, skills, enthusiasm and spirit. To complete this step, donate time to a special project within Girl Scouts, your community or the world. Complete one step using the suggestions below, or create a new one.

- Spend some time with Seniors bridging to Ambassadors and share favorite parts of the Ambassador Journey—Take Action projects, trips, outings, friendships, and leadership lessons learned. Help Seniors define what leadership means to them.
- Inspire younger Girl Scouts. Help them earn badges or complete a Journey activity. Hold a fitness clinic or dance class. Teach them rock climbing, graphic design, cooking, karate, or another special skill learned from Girl Scouting.
- Volunteer to help the Girl Scouts of Northern CA, a community group or a global organization. Work on the council website, join a community beautification project, or create a flyer promoting an international relief effort. Show others what being a Girl Scout means. As Gandhi said, "Be the change you wish to see in the world."

*continued on next page*

## Bridging to Girl Scout Adult (continued)

### Bridging Step Two: Look Ahead!

#### Find out what Girl Scout Adults do.

More than 900,000 adults empower girls to become leaders through Girl Scouting. Talk to

Girl Scout Adults and find out what inspires them. Reflect on how Girl Scouting has influenced your life. Use one of these suggestions, or come up with your own. You only have to do one to complete the step. Here are some ways to start:

- Get together with a Girl Scout adult or group that inspires. This does not have to be formal. You can start a conversation at a pizza party, walk on the beach, movie night or camping trip. Ask about the endurance of the Girl Scout legacy or the highlights of volunteering. What do they embrace about being adults in Girl Scouting?
- Say thank you! Hold an appreciation breakfast or lunch for Girl Scout Adults who have been supportive. Share memories, photos or even a poem to tell them how much their help meant to you.
- Take a walk down memory lane! Create a “Favorite Moments of Girl Scouting” slideshow. Add some music and gather friends, family and influential Girl Scout Adults to share the fun Girl Scout memories.

### Plan a Ceremony

Celebrate earning the Bridge to Girl Scout Adult Award with a favorite ceremony or create a new one. Then proudly add the bridging patch to a sash or vest! For more ideas refer to *Bridging Ceremonies for Girl Scout Brownies, Juniors and Cadettes* at [www.GSNorCal.org](http://www.GSNorCal.org). Girls looking for ideas online should remember to sign the *Girl Scout Internet Safety Pledge*.

After bridging, young women may register as an adult member of GSUSA. A special lifetime membership, at a reduced cost, is offered to registered Girl Scout Ambassadors at the time of their high school graduation, provided they apply for the lifetime membership before their current annual membership expires.

